

**Addendum No. 2**  
**Rock River Water Reclamation District**  
**Substation 3-6 Electrical Upgrades**  
**Capital Project No. 2023**

This Addendum Number 2, dated June 13, 2019, for the above referenced project, supersedes all contrary and conflicting information in the specifications and contract documents, which are hereby supplemented or revised as follows:

**GENERAL ITEMS AND CLARIFICATIONS**

1. Duct bank encasement shall be dyed red in accordance with section 260543. Manholes do not require red dye in accordance with section 337119.
2. A licensed Illinois Professional Land Surveyor is required to perform survey and layout work in accordance with Section 01 00 00. The survey work for design was completed by Willett-Hoffman, contact Aaron M. Full, P.E. (815) 964-2897 Ext. 2002.
3. All 90 degree bends and sweeps for conduit 1-1/2" and larger shall be made with a black mastic coated rigid steel conduit elbow per Section 26 05 43, Paragraph 3.4F. PVC coated rigid is not permitted. Use black mastic equal to Carboline Bitumastic 50.
4. Epoxy coated tie wire is not permitted in lieu of fabric strips.
5. Ductbank encasements shall be poured on compacted CA-6 where the soil is rocky or unstable; otherwise, encasements may be poured directly on undisturbed soil.
6. A pump is not required for the manhole sump.
7. Link Seals are not required for Electrical Pull Boxes and Communications Hand-Holes.

**PROJECT SPECIFICATION REVISIONS AND ADDITIONS**

Section I, Article 3, Technical Specifications

1. SECTION 26 05 33: REVISE Paragraph 2.2B as follows:  
B. RNC: NEMA TC 2, Type EPC-40-PVC, in ductbank only unless otherwise indicated.
2. SECTION 26 05 33: REVISE Paragraph 3.1A (3) as follows:  
Concrete Encased Underground Conduit: RNC Type EPC-40-PVC, or RGS
3. SECTION 26 05 43: REVISE Part 3.1 as follows:  
REPLACE Paragraph 3.1A as follows: Ducts for Electrical Feeders 600 V and Less: RNC, NEMA TC 6 & 8, Type EB-20-PVC, ASTM F 512, UL 651A, in concrete-encased (dyed red) duct bank, unless otherwise indicated.  
REPLACE Paragraph 3.1B as follows: Underground Ducts for Communications Service Cables: NEMA TC 6 & 8, Type EB-20-PVC, ASTM F 512, UL 651A, in concrete-encased (dyed red) duct bank, unless otherwise indicated.  
REPLACE Paragraph 3.1C as follows: Underground Ducts Crossing Driveways and Roadways: RNC, NEMA TC 6 & 8, Type EB-20-PVC, ASTM F 512, UL 651A, encased in reinforced (dyed red) concrete, unless otherwise indicated.

## PROJECT PLAN REVISIONS AND CLARIFICATIONS

1. The following plan sheets have been revised.

a. REVISE Drawing E104 as follows:

REPLACE Note 10 as follows: NEW 1X2 DUCT BANK FROM NEW SWGR 3-6 TO PULL BOX FOR FUTURE SUPPORTING SERVICES BUILDING.

ADD following General Note: ELECTRICAL PULL BOXES SHALL BE 24" x 24" QUAZITE PG STYLE POLYMER CONCRETE WITH OPEN BOTTOM INSTALLED ON 6" OF CRUSH ROCK. INCLUDE DROP-IN NON-BOLTED COVER WITH "ELECTRICAL" LOGO.

ADD following General Note: COMMUNICATIONS PULL BOXES SHALL BE QUAZITE PENCELL PM SERIES. INCLUDE ALUMINUM J-HOOKS AND DROP-IN NON-BOLTED COVER WITH "FIBER OPTICS" LOGO. SIZE PER SECTION 27 05 28.

b. REVISE Drawing E106 as follows:

ADD "4 POLE" designation to TS-AquaNereda

REVISE Feeder from TS-AquaNereda to AquaNereda MCC to be "(2) 4-250 KCMIL."

c. REVISE Drawing E107 as follows:

REVISE dimensions for EMH-19 as follows: 6' Wide x 6' Long x 8' Deep. A collar extension approximately 8' high will be required (verify in field with final layout).

REPLACE Existing Site Piping Profile detail. See attached ADE2.1

ADD note to Typical Ductbank Section Detail: REBAR SHALL BE ARRANGED USING ALTERNATING U CONFIGURATION TO AVOID CONDUCTIVE LOOPS PER SECTION 26 05 43

d. REVISE Drawing E108 as follows:


REPLACE Keynote #1 for Admin-3 Building New Electrical Work as follows: CONDUIT TO ENTER BUILDING MINIMUM 2'-0" BELOW GRADE. PROVIDE DOUBLE LINK SEAL (INNER/OUTER) ON 24" THICK FOUNDATION WALL AND SEAL CONDUITS PER SECTION 26 05 43. STAINLESS STEEL JUNCTION SHALL HAVE A MINIMUM SIDE CLEARANCE OF 6" TO ALL CONDUITS AND BE A MINIMUM OF 24" DEEP. COMPLETELY REMOVE EXISTING WOODEN STORAGE STRUCTURE TO ALLOW FOR NEW CONSTRUCTION.

This information shall be taken into consideration when preparing your bid. This addendum will be E-mailed to all plan holders as well as posted to the District's website at [www.rrwr.district.il.us](http://www.rrwr.district.il.us).


**End of Addendum No. 2**

Issued June 13, 2019

**Rock River Water Reclamation District**



Christopher T. Baer, P.E.  
Engineering Manager



# EXISTING SITE PIPING PROFILE

7


NO SCALE

SHEET E109

## SUBSTATION 3-6 ELECTRICAL UPGRADES

Rock River Water Reclamation District

3333 Kishwaukee St.  
Rockford, Illinois 61109



3600 EAST STATE STREET • SUITE 215 • ROCKFORD, ILLINOIS • 61108  
PHONE (815) 399-3381 FAX (815) 399-3383 WWW.SDSAEC.COM  
IL PROF DESIGN FIRM #184.004999

06-11-19

CIP# 2023

ADE-2.1